Number Fluency and Times Tables: The RAB Way



At R A Butler, we believe it is vital that children are fluent with multiplication facts to help them solve mathematical problems accurately and confidently. The primary national curriculum specifies that children should recall times table facts up to 12 x 12 by the end of Year 4.

In the summer term of Year 4, schools are required to administer an online multiplication table check (MTC) to assess whether this has been met. Children in Year 5 and 6 will be exposed to consolidation and further depth as these number facts underpin a huge amount of the UKS2 curriculum.

Daily Fluency Sessions

In addition to maths lessons, children in Year 2-6 are exposed to practice and recall of multiplication facts. To practice their tables, they are expected to use our online platform, Times Table Rockstars. This program has been developed over many years and has built-in algorithms which ensure children are practising the exact multiplication fact they need to learn to become fluent.

The scheme prioritises 36 essential facts – these are the building blocks children need to complete any written or mental multiplication calculation.

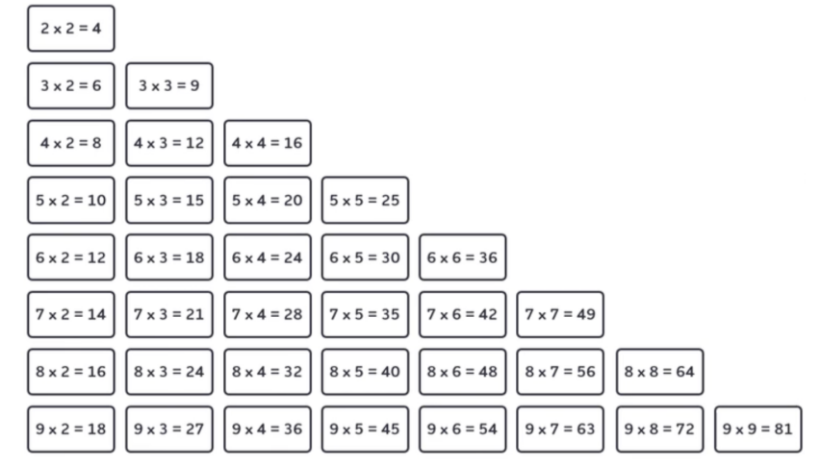

A ten-minute fluency session is taught **4 times per week**. In week 1, children learn a times table and in the following weeks, fluency booklets are used. Each booklet works progressively through a times table. The booklets have been designed to learn in the following order:

Y2 - 10x, 5x, 2x
Y3 - 3x, 4x, 8x
Y4 - 6x, 9x, 7x, 11x, 12x

Some questions involve division – it is important for children to understand the inverse relationship between multiplication and division. There are also mixed practice booklets for each year group, involving multiple times tables.

For Year 5 and 6: Mixed practice booklets are used to rehearse facts up to 12 x 12.

Week 1 – Learn It

A certain times table is taught consistently from Y2-Y4, using the following structure:

Memorise It Monday – Children familiarize and learn a certain times table
Chant It Tuesday – Children chant a certain times table
Game It Wednesday – Children play games that focus on a certain times table
Race It Thursday – Children see how quickly they can answer questions on a certain times table
Flashcard Friday – Children test one another using flashcards on a certain times table

Week 2-4 Booklet Session Structure

Week 2 – Build It (children will answer questions on a certain times table in order)
Week 3 – Choose It (children will find the correct answers for a certain times table)
Week 4 – Mix It (children will answer questions on a certain time table, shuffled)

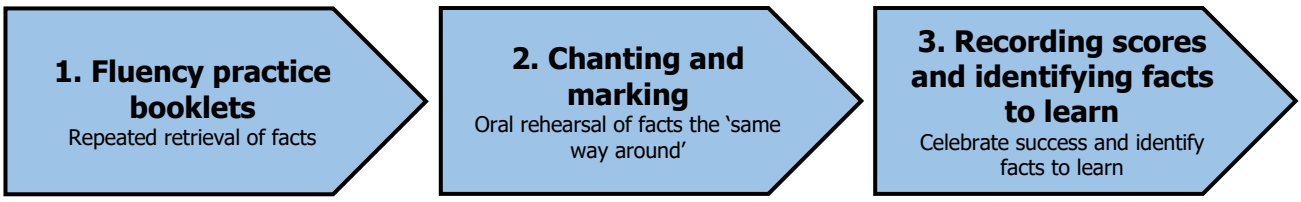

1. Fluency practice booklets

Children are given two minutes to complete 40 questions (approximately 3 seconds per question). They are to complete the questions in order. The relevant multiplication table is displayed during this time. If children are unsure, encourage them to '**Flip it**' (swap the factors using knowledge of commutativity) or '**Find it**' (look at the facts displayed and find the answer).

2. Chanting and marking

Using a 'my turn, your turn' approach, children chant each fact whilst they mark. There is an expectation for all children to chant and complete 40 facts, even if they did not finish. Each question is chanted the same 'way around' e.g. for the 6x table, it is '_____ sixes are _____'.

3. Recording scores & identifying facts to learn

When children have marked their questions, they put the number they got correct at the top of the page, so their teacher can track progress and identify those who might need further intervention. (Ask Me About Stickers may be used here).

Display

To be explicit about where children 'are' in their fluency journey, each class will display the 36 essential facts and highlight which facts have been learnt, which facts are being learned, and which facts are 'to come'.





Go for Gold

With this in mind, we have organised the learning of multiplication facts by grouping them into coloured bands, whereby children are encouraged to 'Go For Gold'! By using coloured bands, teachers can clearly identify where children are in relation to expected year group attainment.

The coloured bands are used across Year 2-6 **fortnightly**. To progress to the next, children are required to complete a 4 minute (6 seconds per question) challenge, which contains 40 questions.

Yearly Overview – Go For Gold – Booklets & Tests

	Autumn 1	**Autumn 2**	**Spring 1**	**Spring 2**	**Summer 1**	**Summer 2**
Y2	KS1 Fluency Scheme		1) 10 x Red Test	2) 5x Yellow Test	3) 2x Blue Test	4) Mixed 10x, 5x, 2x
Y3	4) Mixed 10x, 5x, 2x	5) 3x Green Test	6) 4x Orange Test	7) 8x Turquoise Test	8) Mixed 10x, 5x, 2x 3x, 4x, 8x	
Y4	9) Mixed 10x, 5x, 2x 3x, 4x, 8x	10) 6x Purple Test	11) 9x Bronze Test	12) 7x Silver Test	13) 11x 12x Gold Test	14) Mixed Practice 12x12 **MTC (1 week)**
Y5/6 **All Tests** **Diamond**	8) Mixed 10x, 5x, 2x 3x, 4x, 8x		15) Mixed 6x, 9x, 7x 11x, 12x		14) Mixed Practice 12 x 12	